

Coolview® C50

High intensity 50 watt examination light for demanding situations

High intensity illumination with dimming control

High intensity makes it easier to carry out demanding examinations. Coolview® C50 delivers extra high light intensity of 48,000 Lux @ 0.5m. Dimming to 60% of full intensity is fitted as standard.

Cool light

Both Doctor and Patient are protected from irradiated heat by dichroic filters that remove infra red light to produce intense, cool light, ideal for medical examinations.

Daylight colour (option)

Colour correction to daylight colour allows Clinicians to accurately visualise the true colour of tissue and reduces eye strain during prolonged use. The Coolview® C50 can be supplied with an optional Daylight Colour Filter.

Medirail kit (option)

An ideal solution where the patient couch is against the wall. The mirrail is mounted parallel to the couch so that the examination light can be used at the head end or the foot end, allowing complete access to the patient.

Choice of arm movements

Users can choose between the elegant FX spring-balanced arm (GX on ceiling models) or the SX multiflex arm for additional positioning flexibility. Both arms have a reach of 850mm and include built in transformers. The arms have turn restrictors to prevent them being pushed into the wall and locking devices to prevent accidental removal from the fixing brackets.



All models are supplied complete with the relevant mounting brackets and halogen lamps. We have a wide range of mounting brackets. Please contact us if the standard mounting systems do not meet your requirements.



Ceiling mounted



Rail Mounted



Mobile Unit



Desk Unit



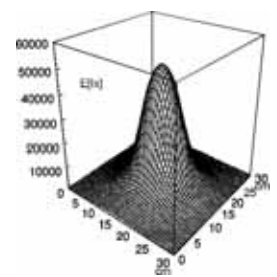
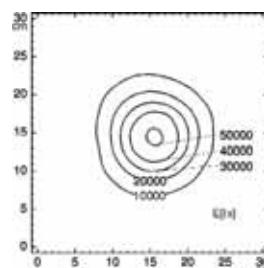
Wall Mounted



Lamp Head

Technical data

- **Safety standards** – EN60598-2-25, EN60601-1
- **Class of protection** – II
- **Lamp type** – 50W 12V Tungsten halogen dichroic lamp
- **Light intensity** – 48,000 Lux @ 0.5m
- **Dimming** – 60/100%
- **Colour temperature** (with Daylight Filter) – 4,300 °K
- **Power rating** – 60W
- **Weight** – Ceiling models 3.84 Kg, Wall models 1.85 Kg, Mobile models 7.86 Kg



Coolview® C50 Product Codes

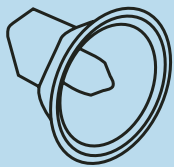
Step-by-step guide to product specification

Coolview® lights can be manufactured to meet a variety of specifications and standards. Use this page to generate your own product number which you can use when contacting our Sales Team.

C50 Examination Lights

Step 1

Select light head

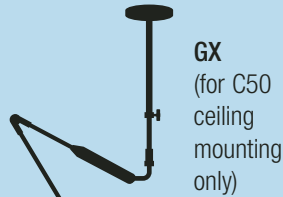


C50 (50 Watt)

Example: **C50**
Coolview® 50 Watt light head

Step 2

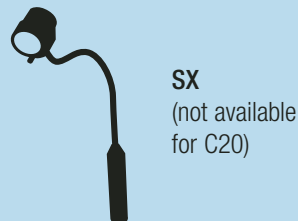
Select arm type



GX
(for C50 ceiling mounting only)



FX
(not available for C20)




SX
(not available for C20)

Example: **C50SX**
Coolview® 50 with SX Multiflex Arm

Step 3

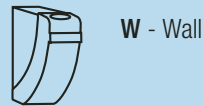
Select mounting method



C - Ceiling



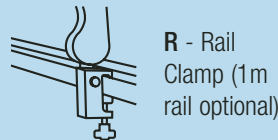
M - Mobile



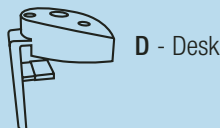
W - Wall



B - Backplate



R - Rail Clamp (1m rail optional)

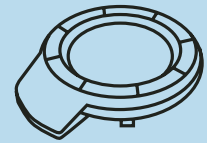


D - Desk

Example: **C50SXW**
C50 SX with wall mounting bracket

Step 4


Select options




F - Daylight Colour Filter



P - Moulded UK Plug, 3m cable



K - Kurly Cord UK Plug and 1m cable (coiled)



Standard Model - cable wired through stem (no option suffix)

Example: **C50SXWFK**
C50 SX W with daylight filter and curly cord



Operating Theatre Lamps



Minor Surgical Lamps



Bed Head Lamps



Surgical Control Panels



Emergency Power Systems



Mobile Operating Lamps



Examination Lamps



Brandon Medical, Holme Well Road, Leeds LS10 4TQ
Tel: +44 (0)113 2777 393 Fax: +44 (0)113 2728 844 Email: enquiries@brandon-medical.com
www.brandon-medical.com

In line with the Brandon policy of progressive improvement, the right is reserved to alter specifications and/or prices without notice